



**1/4 life-size muscle figure, 2-part**



Desktop size of the muscular figure. The chest plate is removable to reveal the internal organs and the right side contains a female mammary gland. Over 125 hand numbered and identified structures of the human anatomy on this muscular figure. Mini muscular figure delivered on base. 22.4" x 9.8" x 7.1"; 5 lb

12-4801 1/4 life-size muscle figure 720.00

**classic brain, 5-part**



A midsagittally sectioned original cast of a human brain. The left half has removable frontal and parietal lobes, temporal and occipital lobes, encephalic trunk and cerebellum. 5" x 6" x 7"; 1 lb

12-4562 classic brain 215.00  
12-4560 neuro-anatomical brain 407.50

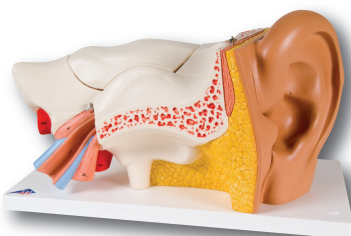
**classic eye, 6-part**

3 times life-size, the classic eye dissects into both halves of sclera with cornea and eye muscle attachments, both halves of choroid with iris and retina, lens and vitreous humor. 4" x 4" x 6"; 1 lb



12-4563 classic eye, 6-part 92.50  
12-4564 deluxe eye, 7-part 315.00

**classic giant ear, 3 times life-size, 4 part**



This ear has representations of the outer, middle, and inner ear. Removable eardrum with hammer, anvil and stirrup. 2-part labyrinth with cochlea, and auditory/balance nerve. 13" x 6" x 7"; 3 lb

12-4566 giant ear, 4-part 137.50  
12-4565 deluxe ear, 6-part 182.50

**muscle arm, 6-part**

Illustrates both the superficial and deeper muscles, five of which are removable. Tendons, blood vessels, nerves and bone components of the left arm and shoulder are shown.

Regular is 3/4 life-size: 24" x 7" x 7", 4 lb  
Deluxe is life-size: 31" x 10" x 10", 7 lb

12-4556 regular arm, 6-part 617.50  
12-4558 deluxe arm, 6-part 1,165.00

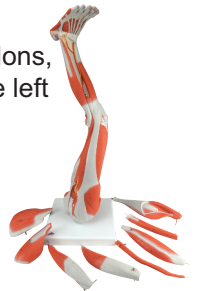


**muscle leg**

Illustrates both the superficial and deeper muscles, eight of which are removable. Tendons, vessels, nerves and bone components of the left leg and foot are shown.

Regular is 3/4 life-size: 24" x 7" x 7", 9 lb  
Deluxe is life-size: 31" x 10" x 10", 15 lb

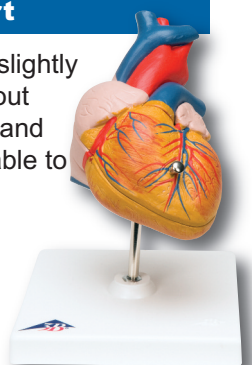
12-4555 regular leg, 9-part 927.50  
12-4557 deluxe leg, 7-part 1,680.00



**classic heart, 2-part**

Classic Heart is highly detailed and just slightly smaller than life-size with detail throughout including ventricles, atria, valves, veins, and the aorta. The front heart wall is detachable to reveal the chambers and valves inside. 7" x 5" x 5"; 1 lb

12-4567 classic heart 62.50  
12-4568 heart with bypass 112.50



**larynx, 2-part**

Functional model features all the structures of the larynx including epiglottis, vocal cords, arytenoid cartilage and hyoid bone.

Functional larynx is: 5.5" x 5.5" x 11", 2 lb  
Classic larynx is: 3.5" x 3.5" x 5.5", 0.33 lb

12-4569 functional larynx 220.00  
12-4571 classic larynx 92.50

