

NEW

FabSafe™ fall mats

- helps to reduce possible injuries due to bed falls
- tapered edges for safety and wheelchair access
- made of high density foam
- 70"L x 29"W x 5/8"D
- specify gray (GRY) or black (BLK)



38-3000 FabSafe™ fall mat
38-3010 FabSafe™ anti-microbial mat

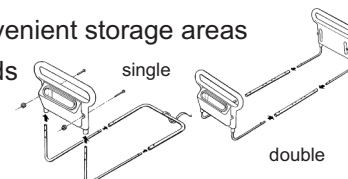
125.00
135.00

bed assists

- provides support for getting in and out of bed
- easy to grasp handles can be used for repositioning and turning in bed
- bars slide between mattress and box spring
- handles are 20" wide and height adjustable from 16-19"
- side pockets provide convenient storage areas
- fits twin to queen size beds



86-0100 single handle 122.50
86-0101 double handle 205.00



FabLife™

transfer boards

cutouts



no cutouts

- tapered boards for those with lower extremity disabilities
- 350 lb capacity

solid wood

50-3000	8 x 24", no cutouts	30.00
50-3001	8 x 30", no cutouts	35.00
50-3004	8 x 24", 2 cutouts	35.00
50-3005	8 x 30", 2 cutouts	40.00

plastic

50-3007	8 x 28", no cutouts	45.00
---------	---------------------	-------

bean bag lap desk



- plastic top with removable "styrofoam" bean bag base
- bean bag provides form fitting and comfortable support for the plastic work surface
- 12" x 16"

43-2291 lap desk 40.00

blanket lift bar



- protects sensitive feet from weight of a blanket
- creates free space of 30" x 16" x 12"
- one side slips under mattress; the other side supports blanket
- plastic coated steel, 16" x 12" x 16"


86-0110 blanket lift bar 17.50

FabLife™

swiveling back scrubbers

- rotating head scrubber helps to wash back and lower body

45-2370	3 3/4" round sponge, straight handle, 23" L	7.50
45-2371	3 3/4" round sponge, curved handle, 23" L	12.50
45-2375	replacement sponge, bag of 2	7.50




straight arm sponges

- extends reach to wash lower back and extremities

45-2380	round sponge, 22"L x 6"W x 3"H	4.50
45-2381	contoured sponge, 22 1/2"L x 2 1/2"W x 2 1/2"H	4.50



bed tray



- 16" wide leg room with flat surface 13" x 10"
- large side pockets with handles
- 22"L x 12"W x 7"H
- colors vary

86-0120 bed tray 17.50

bed rope ladder



- provides assistance in sitting up from a lying position
- has 5 rungs at 5" intervals
- looped at end for easy attachment
- 57"L

86-0130 rope ladder 35.00