



 **InBody 270**

Portable Analysis

Body composition analysis is key to helping your clients achieve their health or fitness goals, whether it's trying to lose fat or monitoring how much muscle is developing over time.

The InBody 270 goes beyond weight and measures **how much lean mass** you have **in each body segment**.

With these values, you can monitor how your body is adjusting to dietary changes, fitness routines, and lifestyle modifications. Its portable and foldable design is specifically designed for professionals who need to analyze body composition on-the-go.

Features



NO ESTIMATIONS

Only impedance is used to calculate your results; no statistical data needed



15 SECONDS

Take a quick and easy body composition test



HISTORY

Track progress with the body composition history chart on the results sheet



LEAN MASS

See lean mass values for each body segment in pounds



PORTABLE

Transport the unit in a carrying bag for analysis on-the-go



Sample InBody 270 Results Sheet

InBody

[InBody270]

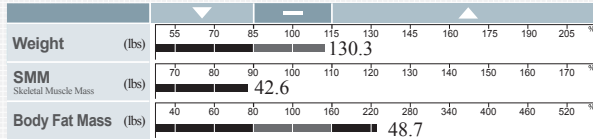
SEE WHAT YOU'RE MADE OF

ID	Height	Age	Gender	Test Date / Time
Jane Doe	5ft.01.8in.	51	Female	05.04.2015 09 : 46

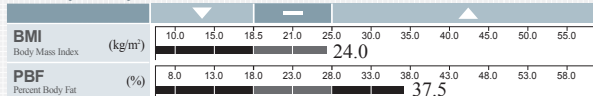
Body Composition Analysis

Total amount of water in body	Total Body Water (lbs)	60.0
For building muscles and strengthening bones	Dry Lean Mass (lbs)	21.6
For storing excess energy	Body Fat Mass (lbs)	48.7
Sum of the above	Weight (lbs)	130.3

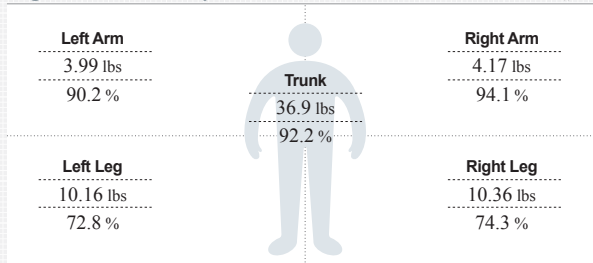
Muscle-Fat Analysis



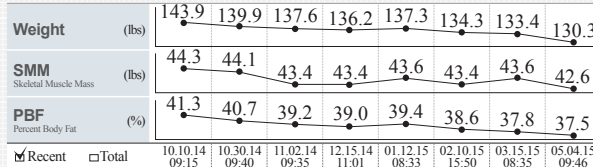
Obesity Analysis



Segmental Lean Analysis



Body Composition History



Body Fat-Lean Body Mass Control

Body Fat Mass - 22.0 lbs
Lean Body Mass + 8.4 lbs
(+) means to gain fat/lean (-) means to lose fat/lean

Lean Body Mass

81.6 lbs

Basal Metabolic Rate

1168 kcal

Results Interpretation

Body Composition Analysis

The body weight is the sum of Body Fat Mass and Lean Body Mass, which is composed of Dry Lean Mass and Total Body Water.

Muscle-Fat Analysis

Compare the bar lengths of Skeletal Muscle Mass and Body Fat Mass. The longer the Skeletal Muscle Mass bar is compared to the Body Fat Mass bar, the stronger the body is.

Obesity Analysis

BMI is an index used to determine obesity by using height and weight. PBF is the percentage of body fat compared to body weight.

Segmental Lean Analysis

Evaluates whether the amount of muscle is adequately distributed throughout the body. Compares muscle mass to the ideal.

Body Composition History

Track the history of the body compositional change. Take the InBody Test periodically to monitor your progress.

Body Fat-Lean Body Mass Control

Based on current body composition, the recommended change in Lean Body Mass and Body Fat Mass for a good balanced ratio. The "+" means to gain and the "-" means to lose.

Basal Metabolic Rate

Basal Metabolic Rate is the minimum number of calories needed to sustain life at a resting state. BMR is directly correlated with Lean Body Mass.

Results Interpretation QR Code

Scan the QR Code to see results interpretation in more detail.



Impedance

	RA	LA	TR	RL	LL
Z(Ω)20 kHz	345.0	358.5	23.4	286.6	296.0
100 kHz	322.0	335.5	21.2	273.2	282.6

Copyright©1996~by InBody Co., Ltd. All rights reserved. BR-USA-F9-A-141128



Frequencies

20, 100 kHz

Test Duration

15 seconds

Dimensions

14.0 x 31.3 x 39.1 (L x W x H) : in

Equipment Weight

30.9 lbs

Database

100,000 results (if member ID is utilized)

Warranty

1 Year Manufacturer's Warranty

Weight Range

22-551 lbs

Age Range

3-99 years

Height Range

3 ft 1.4 in-7 ft 2.6 in

Compatible Printers

Laser/Inkjet PCL 3 or above, SPL

Measurements

10 impedance measurements
2 frequencies at each of the 5 segments
(Right Arm, Left Arm, Trunk, Right Leg, Left Leg)

Additional Features

Lookin'Body 120 and Lookin'Body Web Compatible, Touch Screen, Voice Guidance System, Wi-Fi/Bluetooth Connectivity, Security Access Code, Foldable Design

Accessories

InBody Results Sheets, InBody Tissues, USB Thumb Drive, Carrying Case, Thermal Printer

Outputs

Standard outputs

Weight, Total Body Water, Dry Lean Mass, Lean Body Mass, Body Fat Mass, Skeletal Muscle Mass, Body Mass Index, Percent Body Fat, Segmental Lean Analysis, Body Composition History, Body Fat-Lean Body Mass Control, Basal Metabolic Rate, Segmental Impedance at each Frequency